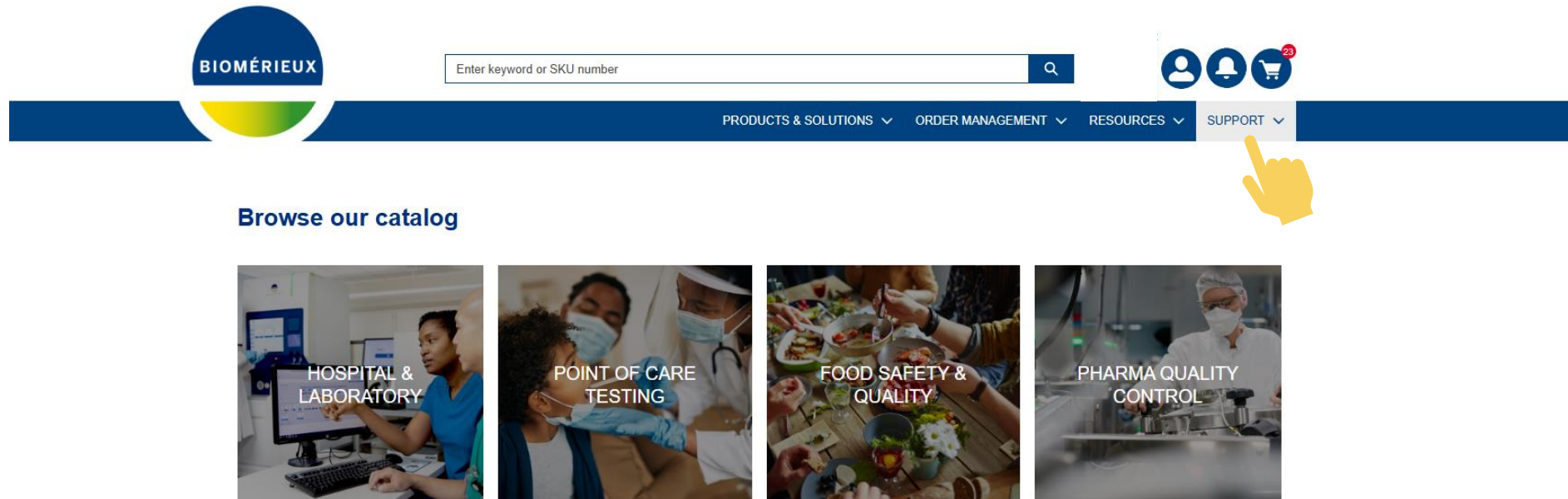


Instructions for carrying out the device inventory



Step 1: Please click on the “Support” tab in the customer portal



Announcements

Template

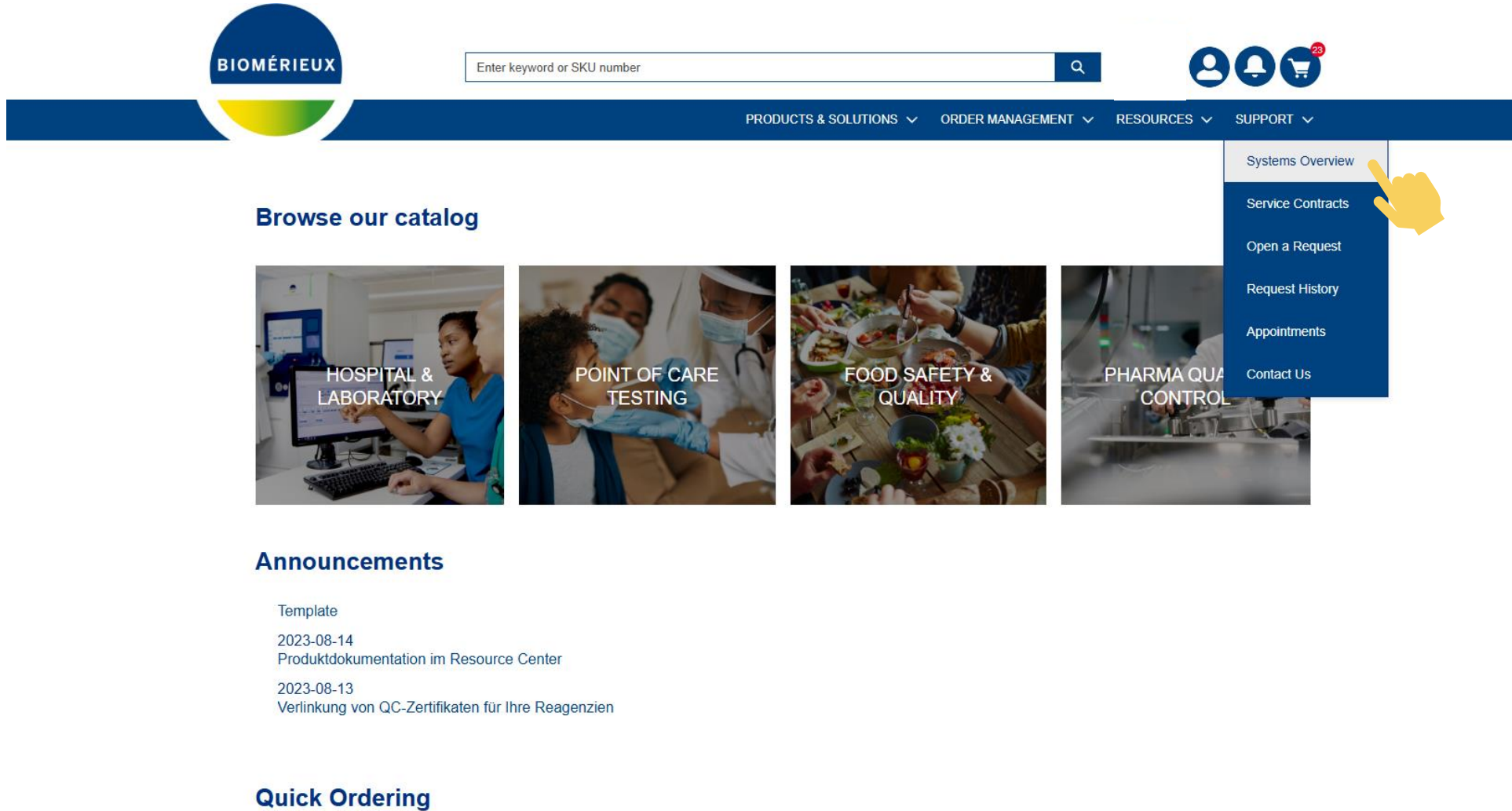
2023-08-14

Produktdokumentation im Resource Center

2023-08-13

Verlinkung von QC-Zertifikaten für Ihre Reagenzien

Step 2: Please click on “Systems Overview” in the dropdown menu



The screenshot displays the Biomérieux website interface. At the top left is the Biomérieux logo. To its right is a search bar with the placeholder text "Enter keyword or SKU number" and a magnifying glass icon. Further right are three circular icons: a user profile, a notification bell, and a shopping cart with a red badge showing "23". Below these is a dark blue navigation bar with the following menu items: "PRODUCTS & SOLUTIONS", "ORDER MANAGEMENT", "RESOURCES", and "SUPPORT", each followed by a downward arrow. The "SUPPORT" dropdown menu is open, showing a list of options: "Systems Overview", "Service Contracts", "Open a Request", "Request History", "Appointments", and "Contact Us". A yellow hand icon is pointing at the "Systems Overview" option. Below the navigation bar, the page content is divided into sections. The first section is titled "Browse our catalog" and features four image-based tiles: "HOSPITAL & LABORATORY" (showing a person at a computer), "POINT OF CARE TESTING" (showing a medical professional with a patient), "FOOD SAFETY & QUALITY" (showing hands preparing food), and "PHARMA QUALITY CONTROL" (showing laboratory equipment). The second section is titled "Announcements" and contains two entries: one dated "2023-08-14" titled "Template" with the subtitle "Produktdokumentation im Resource Center", and another dated "2023-08-13" titled "Verlinkung von QC-Zertifikaten für Ihre Reagenzien". The third section is titled "Quick Ordering".

Biomérieux

Enter keyword or SKU number

PRODUCTS & SOLUTIONS ▾ ORDER MANAGEMENT ▾ RESOURCES ▾ SUPPORT ▾

Systems Overview
Service Contracts
Open a Request
Request History
Appointments
Contact Us

Browse our catalog

HOSPITAL & LABORATORY

POINT OF CARE TESTING

FOOD SAFETY & QUALITY

PHARMA QUALITY CONTROL






Announcements

Template
2023-08-14
Produktdokumentation im Resource Center

2023-08-13
Verlinkung von QC-Zertifikaten für Ihre Reagenzien

Quick Ordering

Step 3: Please click on the “Pending action” tab in the next view















PRODUCTS & SOLUTIONS ▾ ORDER MANAGEMENT ▾ RESOURCES ▾ SUPPORT ▾

SYSTEMS OVERVIEW


PENDING ACTIONS

Show 10 systems per page < 1 / 1 >




Choose location all locations

Location Address	System name	System number	# of open requests	System status	VILINK	System details
your address	SYS-APIWEB	serialnumber		Active		
your address	SYS-BacT/ALERT 3D 0480	serialnumber		Active		
your address	SYS-BacT/ALERT 3D 0960	serialnumber		Active		
your address	SYS-MiniVIDAS	serialnumber		Active		
your address	SYS-MYLA-MAESTRIA	serialnumber		Active		
your address	SYS-OBSERVA	serialnumber		Inactive		

Step 4: Please click on the desired system and request an update if one is required.



Enter keyword or SKU number










PRODUCTS & SOLUTIONS ▾ORDER MANAGEMENT ▾RESOURCES ▾SUPPORT ▾

SYSTEMS OVERVIEW






PENDING ACTIONS

Search equipment name

Choose locationall locations

<input type="checkbox"/>	Equipment Name	Location Address	Linked to	Serial Number	Serial Number Last Check Date	Request Update
<input type="checkbox"/>	ARROW - VITEK MS RP5800 ACQ PC KIT CLI - 418884	your address	SYS-VITEK MS	serialnumber	2023-12-28	
<input type="checkbox"/>	INCUB MOD RGHT W/RACKS 3D [U] - 210161U	your address	SYS-BacT/ALERT 3D 0480	serialnumber	2024-01-16	
<input type="checkbox"/>	INCUBATOR MOD LEFT W/RACKS 3D - 210159	your address	SYS-BacT/ALERT 3D 0480	serialnumber	2023-12-28	
<input type="checkbox"/>	INCUBATOR MOD RGHT W/RACKS 3D - 210161	your address	SYS-BacT/ALERT 3D 0960	serialnumber	2023-12-28	
<input type="checkbox"/>	INCUBATOR MOD RGHT W/RACKS 3D - 210161	your address	SYS-BacT/ALERT 3D 0480	serialnumber	2023-12-28	
<input type="checkbox"/>	MINI VIDAS - 410416	your address	SYS-MiniVIDAS	serialnumber	2024-02-07	
<input type="checkbox"/>	VITEK 2 MODULE EU - 27202	your address	SYS-VITEK 2 0180	serialnumber	2024-02-12	

Step 5: Please request the respective change/update on your device.



PRODUCTS & SOLUTIONS ▾ ORDER MANAGEMENT ▾ RESOURCES ▾ SUPPORT ▾

OPEN MODIFICATIONS ON MY INSTALLED BASE

Modification type	System/Equipment	Date/Time opened	Status
Status	INCUBATOR MOD RG...	9.4.2025, 13:52	Submitted

I WOULD LIKE TO ASK FOR A MODIFICATION ON MY INSTALLED BASE

* Requester Name

ContactDE Test

* System

SYS-VITEK MS

Equipment

ARROW - VITEK MS RP5800 ACQ PC KIT CLI - 418884 | serialnumber ▾

* Modification type

Status ▾

Position Status

✓ Status






Serial number correction

System location correction

Other

Software update

Note: You can enter your comment on the status of your device as shown in the example below:



PRODUCTS & SOLUTIONS ▾ORDER MANAGEMENT ▾RESOURCES ▾SUPPORT ▾

OPEN MODIFICATIONS ON MY INSTALLED BASE

Modification type	System/Equipment	Date/Time opened	Status
Status	INCUBATOR MOD RG...	9.4.2025, 13:52	Submitted

I WOULD LIKE TO ASK FOR A MODIFICATION ON MY INSTALLED BASE

* Requester Name

ContactDE Test

* System

SYS-VITEK MS

Equipment

ARROW - VITEK MS RP5800 ACQ PC KIT CLI - 418884serialnumber

* Modification type






Status

* Requested changes

Equipment is no more in use and is inactive |

Submit

Step 6: Please click on Submit to send us your changes.



PRODUCTS & SOLUTIONS ▾ORDER MANAGEMENT ▾RESOURCES ▾SUPPORT ▾

OPEN MODIFICATIONS ON MY INSTALLED BASE

Modification type	System/Equipment	Date/Time opened	Status
Status	INCUBATOR MOD RG...	9.4.2025, 13:52	Submitted

I WOULD LIKE TO ASK FOR A MODIFICATION ON MY INSTALLED BASE

* Requester Name

ContactDE Test

* System

SYS-VITEK MS

Equipment

ARROW - VITEK MS RP5800 ACQ PC KIT CLI - 418884serialnumber


* Modification type

Status

* Requested changes

Equipment is no more in use and is inactive

Submit



**Thank you for your
participation.**