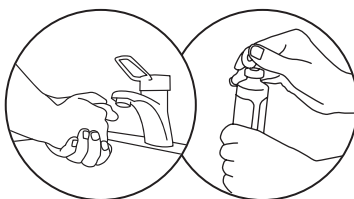


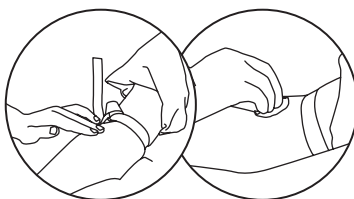
BLOOD CULTURE COLLECTION: WINGED SET (RECOMMENDED METHOD)

1 Preparation
Check patient identity & prepare material.

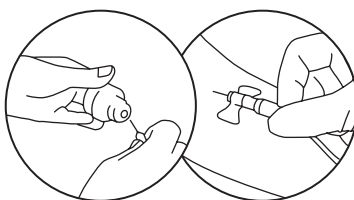
2 Prepare bottles for inoculation
Wash hands or use an alcohol hand rub.
Remove the plastic "flip-cap".
Disinfect the bottle septum and **allow to air dry**.



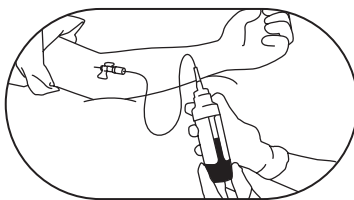
3 Prepare venipuncture site
Palpate to find the vein.
Apply clean examination gloves.
Disinfect the skin. Allow the site to **air dry**.



4 Collect with winged set
Attach the collection set to the adapter cap.
To prevent contamination, **do not re-palpate**.
Insert the needle into the prepared vein.
If other blood tests are required, always collect blood cultures first.



5 Bottle inoculation
Collect the **aerobic bottle first**.
Ensure the bottle is **correctly filled to the fill-to-mark or target fill level**.
Repeat for **anaerobic bottle**.



6 Finish the procedure
Record collection date, **time** and **site**.
Label bottles according to manufacturer's recommendations.
Transport inoculated bottles **as quickly as possible** at room temperature to laboratory for testing.

7 Correct labeling
Do not cover the bottle barcodes.



DO NOT



Leave cotton over the septum



Replace the plastic "flip-cap"



Position label in the wrong place

BLOOD CULTURE COLLECTION⁽¹⁾

**1 AEROBIC BOTTLE
+ 1 ANAEROBIC BOTTLE
= 1 SET**



- Do not use damaged or expired bottles.
- Remove the "flip-cap". Disinfect & allow to air dry.
- Collect 2-3 sets.
- 10 mL of blood per bottle for an adult.
- Volume based on weight for pediatric patients⁽²⁾.
- Transport to the laboratory as quickly as possible.

CHECKLIST FOR WINGED SET COLLECTION

- Approved skin disinfectant
- Blood culture set (ideally 2 to 3 sets; 1 set = 1 aerobic bottle + 1 anaerobic bottle)
- Winged collection set
- Blood collection tubes (if blood is needed for other laboratory tests)
- Blood collection tube adapter (if required)
- Gloves
- Disposable underpad
- Tourniquet
- Gauze pads
- Bandage
- Waste collection container
- Pen to record collection date, time, and collection site

(1) Best practices for blood culture collection vary among countries and healthcare facilities: refer to guidelines applicable in your institution. This card is based on World Health Organization recommendations for phlebotomy (WHO guidelines on drawing blood: best practices in phlebotomy-2010-ISBN 978 92 4 159922 1).

(2) Pediatric bottles are available.