

FY 2022 RESULTS & OUTLOOK 2023



March 2023



BIOMÉRIEUX



Disclaimer

This presentation contains information, assumptions and estimates that were used by the Company to determine its objectives on a reasonable basis. They are subject to change or modification due to economic, financial, medical and competitive uncertainties in markets addressed by bioMérieux. Further information regarding these assumptions, risks and estimates are described in the documents registered with the Autorité des Marchés Financiers.

The forward-looking statements contained in this presentation apply only up to the date of the presentation. Accordingly, the Company cannot give any assurance as to whether it will achieve the objectives described in this presentation, and makes no commitment or undertaking to update or otherwise revise such information.

This document does not constitute an offer to sell or an invitation or solicitation of an offer to subscribe for or purchase any securities, and this shall not form the basis for or be used for any such offer or invitation or other contract or engagement in any jurisdiction.



AGENDA

1. 2022 Business highlights

Alexandre MÉRIEUX

2. 2022 Financial performance

Guillaume BOUHOURS

3. Focus on Clinical

Pierre BOULUD

4. Outlook 2023

Alexandre MÉRIEUX

Alexandre MÉRIEUX, CEO



2022 Business highlights



Key highlights



- **Solid performance** within a post pandemic transition year
- **Strategic** acquisition of Specific Diagnostics aligned with our focus on the fight against AMR**
- **Strengthened leadership** in Microbiology and Syndromic testing
- **Momentum** of several platforms launches that will fuel **upcoming years growth**

* at constant exchange rates and scope of consolidation **AntiMicrobial Resistance

BIOFIRE keeps on innovating and shaping the market



- Relevance of syndromic approach
- Robust performance of Respiratory panels
- Non-RP panels growth at +19%, within all regions
- Largest high plex syndromic installed base at 23.5 K units

- New platform launch, expanding dramatically potential user base of syndromic testing:



BIOFIRE® SPOTFIRE®

- FDA CLEARED & CLIA WAIVED
- AROUND 15MN TIME TO RESULT
- LAUNCHED IN THE US MARKET FIRST

Robust performance in **Microbiology**



- **Solid growth** of reagents sales at **+7%**
- Continued success of Blood culture range
- Nice take-off of VITEK MS PRIME
- **First sales** of SPECIFIC REVEAL Rapid AST platforms in Europe
- **Filing** of SPECIFIC REVEAL to **FDA** scheduled in March

A transition year in **Immunoassays**



- Unfavorable basis of comparison (covid-related demand in 2021)
- Continued **competitive pressure on PCT**
- Routine parameters **back to growth** in many regions

- Major launch with **new VIDAS KUBE**



CE-MARKED END OF 2022

MODULAR

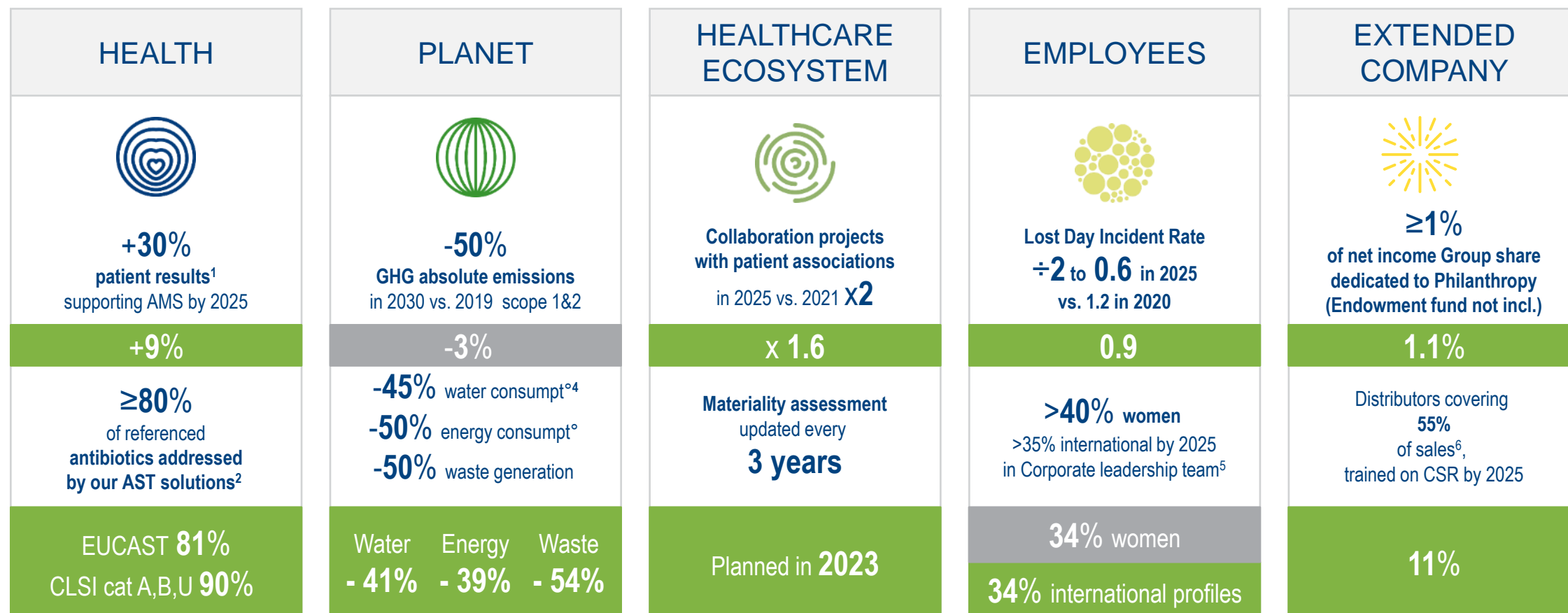
FIT NEEDS OF DEVELOPING SETTINGS

Industrial applications driven by food & healthcare segments



- Robust recurring **reagents sales +7%**
- **Solid inflation pass through to customers**
- **Food:** double digit performance of molecular biology
- **Healthcare mainly driven by** Cell & Gene Therapies and Bioproduction segments

CSR ROADMAP – On track at the end of 2022



¹2019 estimation: 183 Million results

² At least 80% based on EUCAST list and 90% based on CLSI cat A,B,U list

³ considering CO₂ emissions same quarter in Baseline year with estimated car fleet emissions

⁴ per million € of turnover, in 2025 vs. 2015

⁵ direct reports to the Executive Committee with a Global Corporate mission (international profiles are defined as non-French)

⁶ Sales realized through the distributors network

Guillaume BOUHOURS, CFO



2022 Financial performance



A robust performance vs high COVID 2021

MOLECULAR +3%

- Remarkable double-digit growth for non-respiratory panels
- Solid performance of BIOFIRE in the US & OUS
- Stable respiratory panels sales vs high COVID 2021, mirroring public health situation and the high epidemic in Q4

MICROBIOLOGY +5%

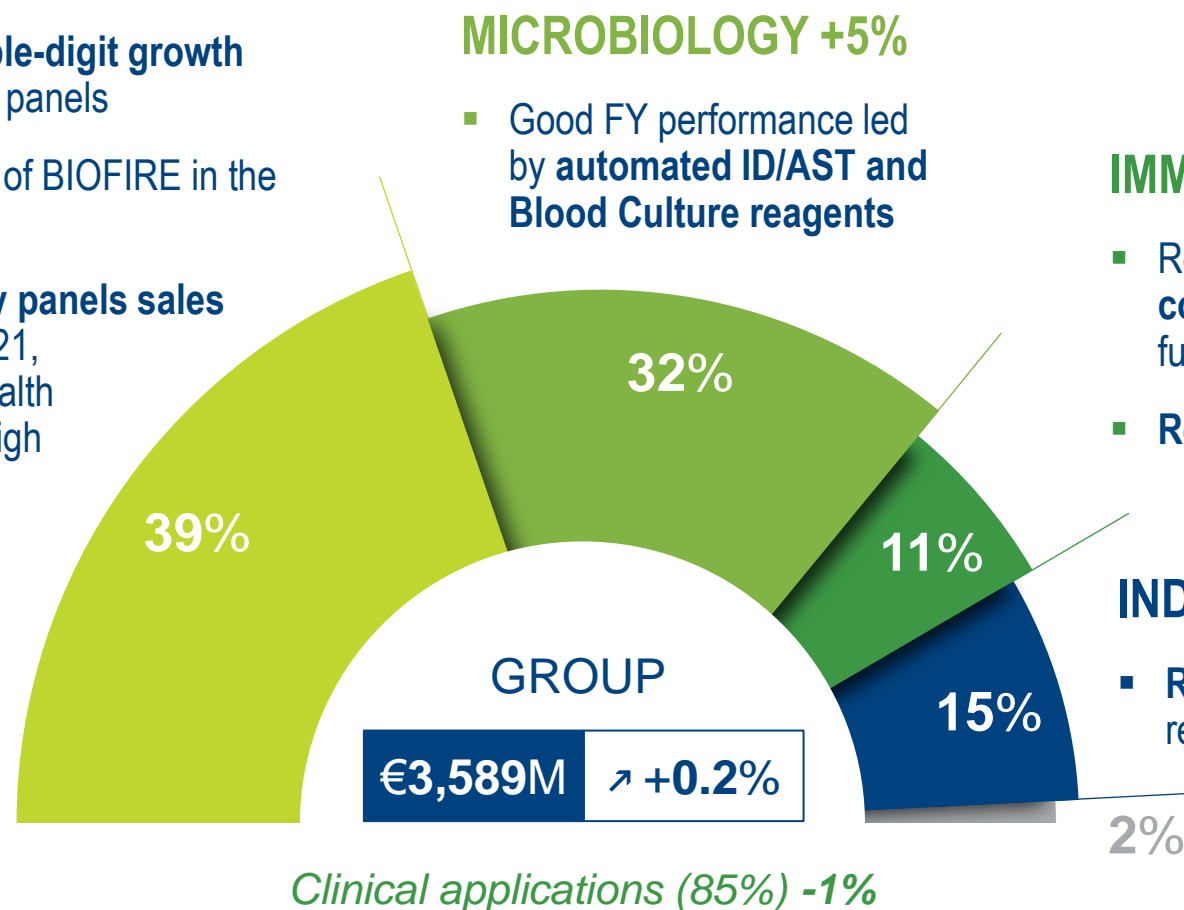
- Good FY performance led by **automated ID/AST** and **Blood Culture** reagents

IMMUNOASSAYS -15%

- Reagents sales step back explained by **decrease of covid-related** assays (strong demand in 2021) and further slow down on **US PCT sales**
- Resuming growth in Q4

INDUSTRY +7%

- Robust growth led by reagent revenues in microbiology & molecular ranges



FY 2022 sales by geography

AMERICAS -1%

51% of sales

North America

Robust growth in non-respiratory molecular & microbiology,
Offset by PCT & respiratory panels sales slowdown

Latin America

Remarkable growth (+12%)
across the whole region

EMEA +0.4%

31% of sales

Europe

Rapid uptake of non-respiratory panels, more than compensating respiratory slowdown

Decrease of IA, back to growth in Q4

Steady growth of Industry

ASPAC +3%

17% of sales

Continued BIOFIRE® success
in Japan

Steady growth in India & ASEAN

Slow year in **China** impacted by local lockdowns, **back to growth in Q4**



FY 2022 P&L

<i>In €m</i>	FY 2022	% sales	FY 2021	% sales	% Change	% Change LFL ⁽¹⁾
Net sales	3,589		3,376		+ 6.3%	+ 0.2%
Gross profit	2,009	56.0%	2,001	59.3%	+ 0.4%	- 4.9%
SG&A	-955	- 26.6%	-816	-24.2%	+ 17.0%	+ 11.3%
R&D	-447	- 12.4%	-386	-11.4%	+ 15.8%	+ 6.2%
Contributive Operating Income⁽²⁾	664	18.5%	844	25.0%	- 21.4%	- 24.8%

- **% Gross Margin evolution** due to product mix & inflation of transport costs, raw materials and salaries
- **SG&A** increase with the restart of sales & marketing activities as well as compensation increases
- **Contributive Operating Income at 18.5% of sales vs 15.3% Pre-COVID (2019)**

(1) Like For Like: at constant rates and perimeter of consolidation
(2) Earnings Before Interest and Tax deriving from ordinary activities

FY 2022 P&L: contributive operating income to EPS

<i>In €m</i>	FY 2022	<i>% sales</i>	FY 2021	<i>% sales</i>	<i>% change as reported</i>
CEBIT	664	18.5%	844	25.0%	- 21.4%
Amortization of acquired Intangible assets & related expenses	- 77		- 60		
Operating income	587	16.4%	784	23.2%	-25.1%
Net financial expense	- 7		- 10		
Income tax (<i>effective tax rate</i>)	- 140	-24.1%	- 176	-23.0%	
Net income, group share ⁽¹⁾	452	12.6%	601	17.8%	-24.8%
EPS, diluted	€ 3.82		€ 5.06		

→ Including
amortization
of BIOFIRE®
+ Hist. acquisitions +
Spec Dx acquisition

(1) Excluding minority interest

FY 2022 Cash Flow statement

in €m

December 2022 December 2021

EBITDA ⁽¹⁾	864	1032
Working capital requirement	- 170	- 25
Tax payment & financial cost	- 222	- 193
Investments	-280	-271
Other cashflows from operation	2	9
Free cash flow ⁽²⁾	195	554
Financing activities	- 406	- 54
Dividends	- 101	-73
Put Hybiome (former minorities)	3	0
Impact of currency changes on net debt	39	27
Lease debt	- 25	- 21
Cash flow net	-294	433
Total net cash (debt)	47	341

Inventory - €92 m, incl. inventory re-build
Receivables - €146 m, with a high last quarter
Payables €10m
Social & tax debts €51m

Capex 8% of sales

Specific Diagnostic acquisition, minority investments
and purchases of treasury shares

Positive Net Cash position

(1) Earnings before interest, taxes, depreciation and amortization

(2) Sum of cash flow from operating activities and net cash flow used in investing activities

Pierre BOULUD
COO, EVP Clinical Operations

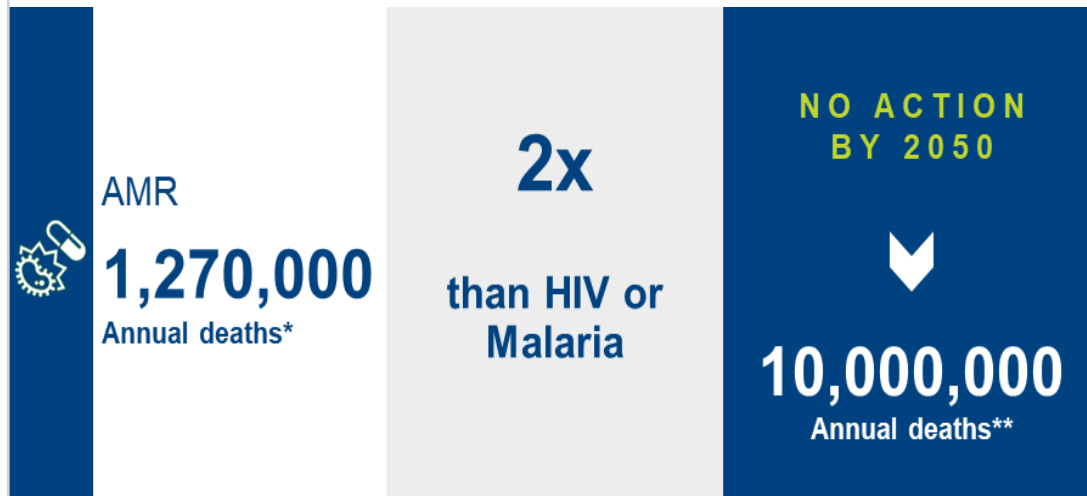


Focus on Clinical




We are addressing the biggest threats to public health in the future: **Antimicrobial Resistance**, the so called “**silent pandemic**”

Antimicrobial Resistance (AMR): the Silent Pandemic



Stewardship & Infection Prevention
are key measures to address the AMR fight

Septic shock : one of the most significant health complications that can result from AMR



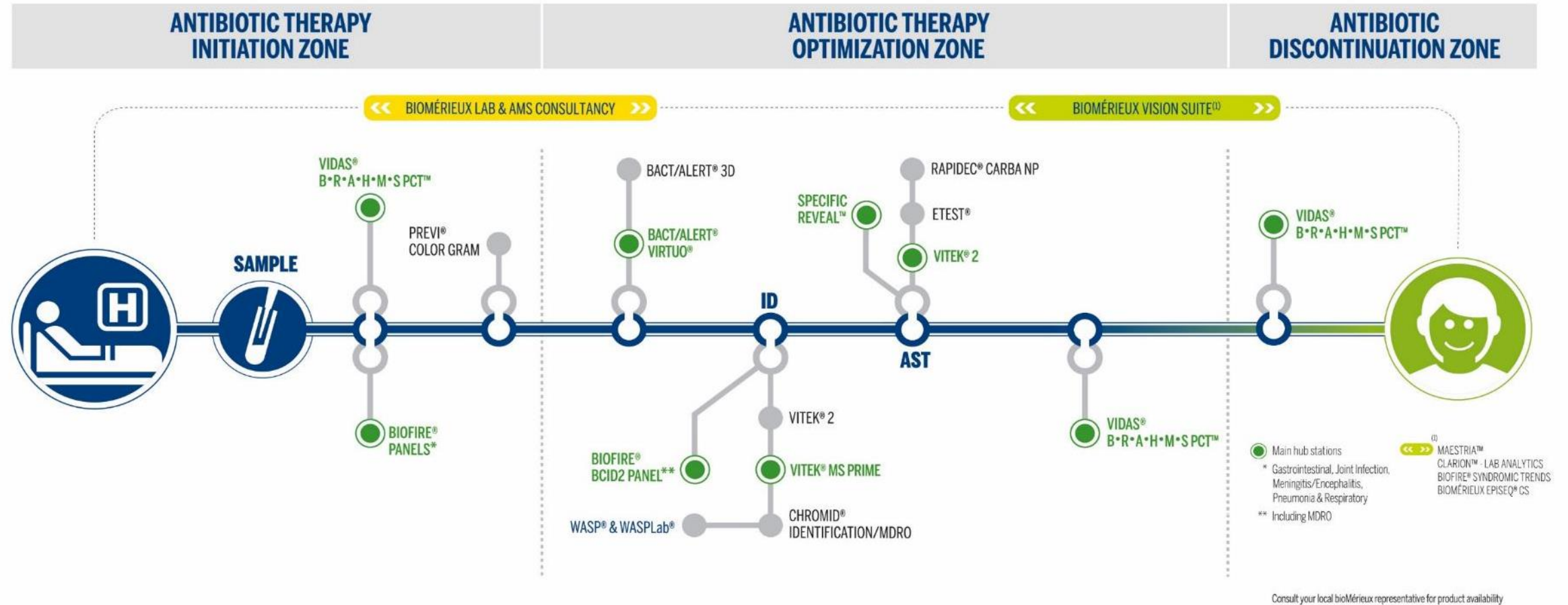
**Every hour of delay in giving appropriate
antibiotics therapy** reduces chances of
survival

* Murray (2022). *The Lancet*

** Jim O'Neill (2016). *Review on Antimicrobial Resistance*

Source: 1-Singer, JAMA 2016; 2- Rhee, JAMA 2017

... with the most comprehensive and relevant solution...



... supported by already **strong leadership** positions in infectious disease diagnostics



Automated ID/AST

Clear market leader

~50% market share globally

+5%

CAGR 17-22*



Blood culture

**Fastest growing
and market leader position**
~50% market share globally

+7%

CAGR 17-22*



Syndromic molecular testing

Undisputed leader

~ >70% market share globally

+29%

CAGR 17-22*

Strong momentum of platforms launches that will fuel future growth...

Each business range will benefit from major innovations in next 2 years

Microbiology



Molecular Biology



Immunoassays



...THAT WILL REINFORCE OUR POSITIONS

and push bioMérieux beyond the laboratories with the launch of Point-Of-Care instrument



BIOMÉRIEUX

Focus on microbiology

VITEK® MS PRIME

Our new ASSET to become #1 in mass spectrometry



OUR ASSETS

- Integrated into our full micro solution
- Superior end-to-end workflow enabling efficient routine management
- Capacity to prioritize urgent samples
- Most efficient spectrum database for IVD
- CE-IVD & FDA Cleared

BUSINESS OBJECTIVE

VITEK® MS PRIME

Our new ASSET to become #1 in mass spectrometry



OUR ASSETS

BUSINESS OBJECTIVE

- **BECOME THE LEADER**
in Mass Spec for the clinical Microbiology market
- Current customer renewal and conversion from main competitor
- Acquisition of new mass spectrometry users

VITEK® REVEAL™ is our newest asset, addressing the #1 customers' unmet need: reduced-time to AST*

OUR ASSETS

- Fast AST* enabling optimal antibiotic therapy in only 5.5 hours after Blood Culture turns positive
- Integrated into our sepsis solution and within our DATA / IT ecosystem
- Modular to adapt to any lab activity
- Wide antimicrobial coverage
- CE-IVD cleared, FDA filing scheduled in March

BUSINESS OBJECTIVE



**AST : Antimicrobial Susceptibility Testing

VITEK® REVEAL™ is our newest asset, addressing the #1 customers' unmet need: reduced-time to AST*



OUR ASSETS

BUSINESS OBJECTIVE

- Reinforce our AST* leadership position
- Establish the standard of care in fast AST
- >60M\$ in 2027

**AST : Antimicrobial Susceptibility Testing

Our product combination, empowered by our **DATA/IT** offer can deliver superior value to all types of customers/lab organizations




**BACT/ALERT®
VIRTUO®**



**BIOFIRE®
BCID2**



**VITEK®
MS PRIME**



**VITEK®
REVEAL™**



VITEK® 2

CONNECTED & INTEGRATED WITH OUR MAESTRIA™ MIDDLEWARE

(MAESTRIA is part of bioMérieux Vision Suite)




A microscopic view of various bacteria, mostly rod-shaped, in shades of blue and orange, set against a dark blue background. The bacteria are scattered across the frame, with some in sharp focus and others blurred in the background.

BIOMÉRIEUX

Focus on molecular biology

Our BIOFIRE[®] strategy is based on 3 axes: customer **acquisition**, **cross-selling** and healthcare settings **expansion**



Although **COVID** accelerated the **uptake** of syndromic testing, we **still have potential to grow**

Of target lab customers

Non-customers potential

~ 50% US ~75% EU



All non-respiratory panels are growing fast, **leveraging our installed base**

**Growth rate
of non-RP panels**

+19 %

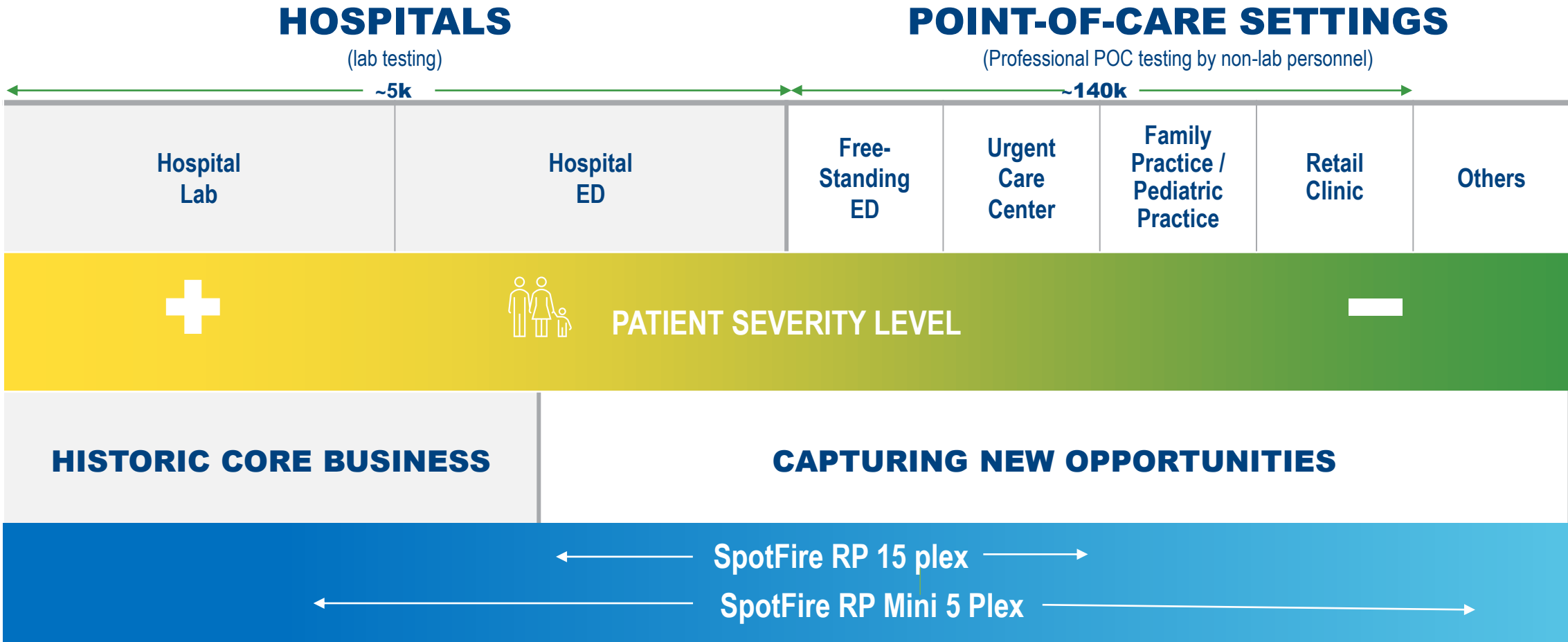
2022 vs 2021



Expand syndromic testing to many more individuals, **in decentralized near-patient settings**



In the US, we aim at expanding our respiratory testing footprint through two **growth drivers**: **point-of-care** settings and **low plex** market



SPOTFIRE[®] leverages BIOFIRE[®] core technology to keep on shaping the syndromic testing market



OUR ASSETS

- CLIA-waived platform to bring syndromic testing closer to patients
- Only ~15 min from sample to results
- Small footprint, 1 to 4 stackable modules
- Instrument and first RP 15-plex panel both FDA cleared, future filing of RP Mini 5 plex
- Menu of tests to be expanded

BUSINESS OBJECTIVE

SPOTFIRE® leverages BIOFIRE® core technology to keep on shaping the syndromic testing market



OUR ASSETS

BUSINESS OBJECTIVE

- Enter the POC market by introducing syndromic testing closer to the patient
- Gaining market shares on low plex molecular respiratory segment wherever it's used
- >400M€ sales in 2027



Focus on immunoassays



Strategy on VIDAS® is to **secure growth** in developing settings through a renewed instrument and push **innovative biomarkers**



OUR ASSETS

- **New instrument VIDAS® KUBE:**
 - Easy-to-use, reliable instrument
 - Stackable to adapt to customer needs and evolution
 - Lower energy consumption
 - Large menu of tests constantly expanding
- **Innovative high medical value markers**
- **CE-IVD cleared**

BUSINESS OBJECTIVE

Strategy on VIDAS® is to **secure growth** in developing settings through a renewed instrument and push **innovative biomarkers**



OUR ASSETS

BUSINESS OBJECTIVE

- Reinforce brand loyalty
- Sustain growth in developing settings
- Drive the adoption of innovative biomarkers in developed settings through co-promotion

A scanning electron micrograph (SEM) showing numerous rod-shaped bacteria, likely Bacillus, in a greenish-yellow hue against a dark background. The bacteria are of varying lengths and some show internal structure.

BIOMÉRIEUX

A short horizontal bar with a yellow-to-green gradient.

On-going **business transformation**

North America: a large and evolving healthcare market addressed by a powerful organization and a new leadership



St Louis : Vitek & BTA



Durham: Blood culture



Salt Lake City: BIOFIRE

Largest healthcare market in the world

5,000 Hospitals	10,000+ Urgent Care
75% Consolidating	120,000 Physician Labs

Organization well sized & fitting market evolution

- Nine major sites across U.S. / Canada
- 5,500 team members, including nearly 1,000 field-based
- One brand, one team, one leadership
- Established dedicated Outpatient Market organization, including sales team

A new leader with US market broad experience

Jennifer ZINN

President, Clinical Operations Chair

- **30 years** healthcare experience
- **20 years** in diagnostics
 - Siemens healthineers*
 - Roche*
 - Ortho Clinical Diagnostics*

Innovative products need a powerful and knowledgeable **Medical Affairs team** to demonstrate the value we bring to healthcare

bioMérieux amongst the first IVD companies to establish Medical Affairs position back to 2012

10 YEARS LATER

- **160+ Medical Experts** in more than **35 countries**
- **200 ongoing Clinical Studies**
- **> 900 Training Events** attended by 160K+ HCP
- **Networking** with prestigious institutions (WHO, CDC, FIND, ..)

KEY BENEFITS

- ➔ **Raise awareness** on selected public health issues
- ➔ **Deliver Medical Value** of diagnostic solutions
- ➔ **Facilitate market access & reimbursement** in public settings
- ➔ **Effective support** to field teams & activities

The Biomérieux logo is a circular emblem. The top half is a solid dark blue semi-circle containing the word "BIOMÉRIEUX" in white, uppercase, sans-serif font. The bottom half is a semi-circle with a horizontal color gradient from yellow on the left to green on the right.

BIOMÉRIEUX

A short, horizontal bar with a color gradient from yellow to green.

Business outlook summary



Key Takeaway

1

- **Very strong mega trends** support our business:
 - Increased threat of Antimicrobial Resistance globally
 - More decentralized testing
 - Digitalization

2

- We will have launched **an unprecedented number of new solutions** in a few years to sustain our growth
- Strengthening our Ambition of **shaping the market** within our leadership business positions

3

- Launches and Ambition backed by **strong business** supports of which
 - US organization & leadership
 - Medical Affairs Expertise

2023 outlook

BIOMÉRIEUX



2023 Outlook

GUIDANCE

SALES

+8% to +10%
Organic, Excluding Respiratory

cEBIT

€600M – €630M

CAPEX

~10-11%
of consolidated sales

TRENDS

- **Excluding Resp.:** Non-RP ~+15%, Microbio ~+8%, Immuno >0%, Industry ~+8%
- **RP slow down :** Assuming a medium flu season at the end of 2023 vs strong one in Q4 2022
- **Overall growth:** +4% to +6%, organic

- **Sales growth and price increases should almost fully offset cost inflation**
- **Exchange rates effects would be approx. 40 M€ negative**

- **Capacity & automation**
- **US and China on-going projects**



PIONEERING DIAGNOSTICS