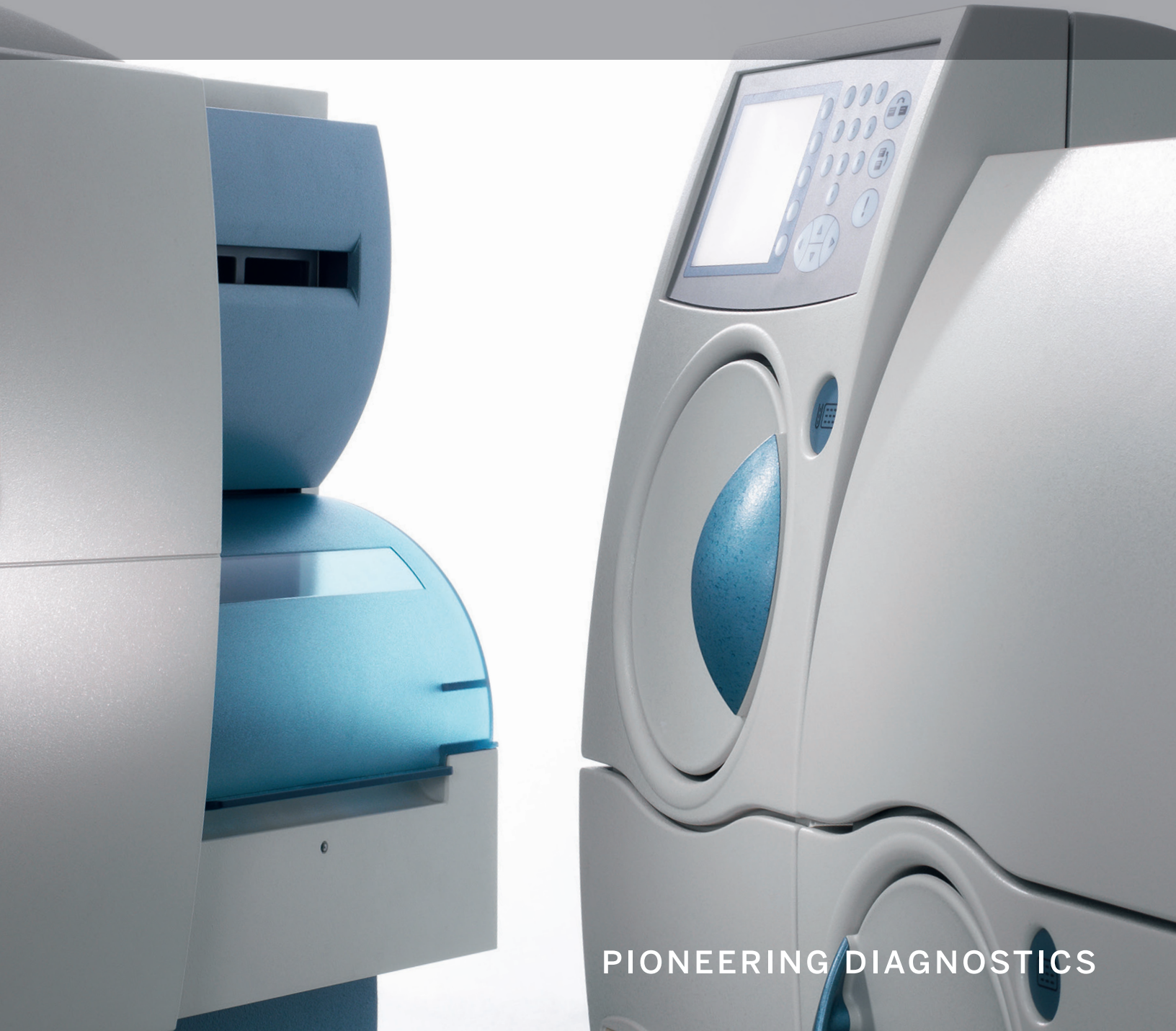




VITEK[®] 2

Microbiology with Confidence



PIONEERING DIAGNOSTICS



RESULTS YOU CAN TRUST



IMPROVED PATIENT OUTCOMES

Faster and more accurate identification and susceptibility results contribute to improved patient management, reducing the length of hospital stay and associated costs.¹⁻³

bioMérieux provides diagnostic solutions (reagents, instruments, software) which determine the cause of disease to improve patient health.

bioMérieux is a partner you can work with to enhance your antimicrobial stewardship program — providing faster, more accurate and actionable results. Armed with the right identification and susceptibility results, you can improve therapeutic success and patient outcomes.

AUTOMATED VALIDATION OF EVERY RESULT

VITEK® 2 technology represents a smarter way to automate ID/AST testing. It provides rapid, automatic, standardized validation of every test result with next generation expert software, the ADVANCED EXPERT SYSTEM™.

The VITEK 2 ADVANCED EXPERT SYSTEM software is like having an expert advisor standing by your side. It applies a colored indicator to each isolate that shows the level of confidence in the susceptibility results.

Microbiologists can quickly and confidently report the majority of identification and susceptibility results to clinicians, and focus their attention on only those that require their expertise.⁴

- ▶ **Green** Fully consistent results
- ▶ **Yellow** Inconsistent result, review required
- ▶ **Red** Unknown phenotype, check results
- ▶ **Purple** Phenotype not in database

PROVEN MEDICAL VALUE

MIC* results from a cultured isolate in as little as 5 to 8 hours enables clinicians to quickly optimize antimicrobial therapy and implement infection control policies⁴:

- Reduced length and cost of hospital stay¹⁻³
- Decrease antimicrobial usage and help implement institutional stewardship policies¹⁻⁴
- Right drug in the right dose at the right time

*MIC - Minimum inhibitory concentrations

References:

1. Barenfanger J, Drake C, Kaich G. Clinical and Financial Benefits of Rapid Bacterial Identification and Antimicrobial Susceptibility Testing. *J Clin Microbiol*. 1999;37(5):1415-1418.
2. Galar A, Leiva J, Espinosa M, Guillén-Grima F, Hernández S, Yuste JR. Clinical and economic evaluation of the impact of rapid microbiological diagnostic testing. *J Infect*. 2012;65(4):302-309.
3. Galar A, Yuste JR, Espinosa M, Guillén-Grima F, Hernández-Crespo S, and Leiva J. Clinical and economic impact of rapid reporting of bacterial identification and antimicrobial susceptibility results of the most frequently processed specimen types. *Eur J Clin Microbiol Infect Dis*. 2012;31(9):2445-2452.
4. LaBombardi, VJ. Maximizing the Use of the Advanced Expert System™ to Improve Patient Care. White Paper. 2011.



CUSTOMIZE VITEK® 2 TO YOUR NEEDS



With its intuitive customizable reporting and seamless lab connectivity, VITEK 2 easily adapts to your specific needs.

RESULTS AT A GLANCE

- Immediate automatic validation and transfer of high confidence results to the LIS (auto-posting) with the ADVANCED EXPERT SYSTEM™ software for faster targeted therapy
- Easy-to-use layout
- Quick access to ID and AST results using the navigation tree and filters
- Rapid result searches by patient, bench, date tested, organism, technician, accession number, etc.

CUSTOMIZED REPORTING

- Create rules based on intuitive “if...then” logic using BIOART™ (Advanced Reporting Tool)
- Eliminates manual report modification
- Automatically adds customized comments and alerts when reporting critical results
- Helps implement your institution's reporting and infection control policies

QUALITY CONTROL MODULE

- Manages and reports quality control results

CONNECTIVITY

- Connect easily to your Laboratory Information System (LIS) for a bi-directional computer interface
- VILINK® software allows remote support and troubleshooting through a secure connection and enables automatic software, firmware and security updates.

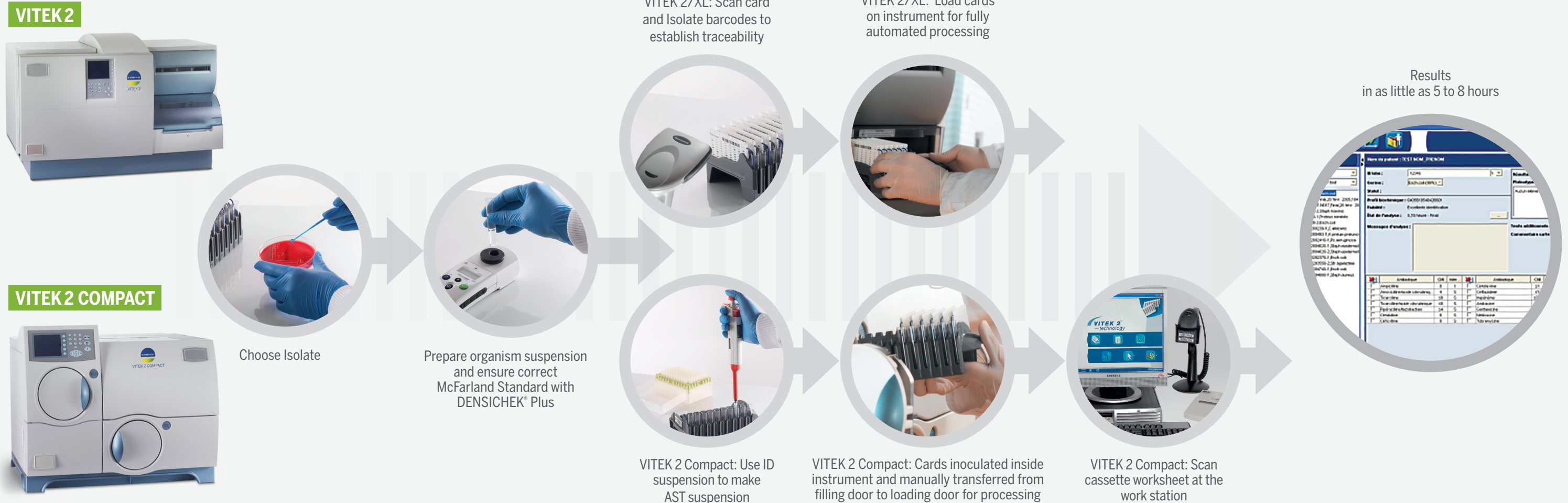
Transforming DATA into actionable information

- MYLA® software enhances lab operations
- Unique innovative user interface provides consolidated view of sample workflow
- Enables remote access by multiple users simultaneously and connectivity to an existing LIS
- Provides instrument monitoring and remote access to validate patient results
- Consolidates patient results which are accessible from any location
- Real-time cumulative statistical reports (e.g. antibiograms)

VITEK® 2 is designed to make your ID/AST workflow as **rapid** and **reliable** as possible, while providing maximum **flexibility** and full **traceability**.



FOCUS ON WHAT MATTERS



FLEXIBILITY

- The barcoding system improves traceability by linking patient isolates and test cards.
- VITEK 2 allows patient demographics to be linked to microbiology results.
- Simultaneous multi-user access to VITEK 2 systems lets microbiologists finalize results from individual workstations.

RELIABLE AND SAFE

- Proven accuracy with faster results, contributing to improved patient outcomes¹⁻⁴
- Closed system: no aerosols, splattering or spills
- Full traceability with pre-applied barcodes
- Lightweight: reduced waste and biohazard disposal costs while minimizing storage space
- CLSI* compliant AST formulations available producing MICs

* CLSI - Clinical & Laboratory Standards Institute

BROAD AND EXPANDING ID/AST TEST MENU

IDENTIFICATION CARD TYPES:

- GN (Gram negative bacilli)
162 organisms
- GP (Gram positive cocci & bacilli)
124 organisms
- ANC (anaerobes & Corynebacteria)
89 organisms
- NH (*Neisseria* & *Haemophilus*)
32 organisms
- YST (Yeast)
54 organisms YST card now with *Candida auris*

ANTIBIOTIC SUSCEPTIBILITY CARD TYPES**:

- Gram negative Bacilli
36 antimicrobials and ESBL[†] test
- Staphylococci &/or Enterococci
24 antimicrobials, 2 high level aminoglycoside screens and ICR^{††} test
- Streptococci
13 antimicrobials and ICR test
- *Streptococcus pneumoniae*
16 antimicrobials
- YST (Yeast)
3 antimicrobials

**Availability pending registrations as required by local regulatory authority
† Extended-spectrum-beta-lactamase
†† Inducible clindamycin resistance



FLEXIBILITY TO MEET YOUR WORKFLOW NEEDS

VITEK® 2 COMPACT



CAPACITY OPTIONS

- 15, 30, or 60 cards per instrument

CONNECTIONS

- 2 instruments can be connected to the same PC

DIMENSIONS

- 23.6" x 28.3" x 26.8" (72 x 68 x 60 cm)

WEIGHT

- 165 lb (75 kg)

ELECTRICAL REQUIREMENTS

- 100/120 VAC (50-60 Hz)
- or 220/240 VAC (50-60 Hz)

HEAT DISSIPATED

- 1025 BTU/Hr. (nominal)


ENVIRONMENTAL REQUIREMENTS

- Operating ambient temperature range of 15°C to 30°C
- Operating humidity range: 20% to 80% relative humidity, non-condensing

ALTITUDE

- up to 2,000 m

VITEK® 2



CAPACITY OPTIONS

- 60 cards per instrument

CONNECTIONS

- 2 instruments can be connected to the same PC

DIMENSIONS

- 26" x 39" x 28" (100 x 71 x 67 cm)

WEIGHT

- 240 (110 kg)

ELECTRICAL REQUIREMENTS

- 100/120 VAC (50-60 Hz)
- or 220/240 VAC (50-60 Hz)

HEAT DISSIPATED

- 512 BTU/Hr. (nominal)

ENVIRONMENTAL REQUIREMENTS

- Operating ambient temperature range of 20°C to 30°C
- Operating humidity range: 20% to 80% relative humidity, non-condensing

ALTITUDE

- up to 2,000 m

VITEK® 2 XL



CAPACITY OPTIONS

- 120 cards per instrument

CONNECTIONS

- 2 instruments can be connected to the same PC

DIMENSIONS

- 26" x 55" x 28" (140 x 71 x 67 cm)

WEIGHT

- 320 lb (145 kg)

ELECTRICAL REQUIREMENTS

- 100/120 VAC (50-60 Hz)
- or 220/240 VAC (50-60 Hz)

HEAT DISSIPATED

- 682 BTU/Hr. (nominal)

ENVIRONMENTAL REQUIREMENTS

- Operating ambient temperature range of 20°C to 30°C
- Operating humidity range: 20% to 80% relative humidity, non-condensing

ALTITUDE

- up to 2,000 m