



BACT/ALERT[®] 3D

Fast and accurate blood culture results



PIONEERING DIAGNOSTICS

BACT/ALERT® 3D

BUILT ON BIOMÉRIEUX'S **PATENTED COLORIMETRIC TECHNOLOGY**, BACT/ALERT 3D DEMONSTRATES FAST RESULTS AND RECOVERY OF A WIDE RANGE OF ORGANISMS.

MODULARITY AND PROVEN TECHNOLOGY FIT YOUR LAB NEEDS.

MAKE YOUR ROUTINE TESTING EASIER WITH FAST, RELIABLE BLOOD CULTURE MEDIA BOTTLES.



SCALABILITY

- Adaptable to your routine blood culture needs
- Modular design enables extra testing capacity and saves space
- Can accommodate bottle volumes of 7,000 to 84,000 bottles yearly
- Designed to fit any laboratory layout

DESIGN A CUSTOM CONFIGURATION BASED ON YOUR ANNUAL BOTTLE VOLUME* & FOOTPRINT NEEDS



*Five day protocol

EFFICIENCY

- BACT/ALERT FAN® PLUS media provides improved antimicrobial binding and growth kinetics¹
- Faster time-to-detection (9-35 hours) than other available products²
- Shatterproof, plastic BACT/ALERT bottles weigh less, reducing shipping & disposal costs
- Award-winning bioMérieux support & training won 3 out of 3 Blood Culture "Best of" ServiceTrak™ awards in 2018, 2019, and 2020

REAL TIME DETECTION




- Colorimetric technology provides more predictable and stable results for up to 1.5 times fewer false negatives than other technologies (e.g., fluorometry)^{3,4}
- Positive bottle alert for immediate action
- Comprehensive blood culture process & contamination monitoring
- Full connectivity with MYLA® software, including remote alarm notification and easy-to-generate customizable reports



BACT/ALERT® 3D

Fast and accurate blood culture results



Control Module	Incubator Module	Combination Module
<p>This module enables up to 6 Incubation Modules to be operated from one set of electronics and integrated computer hardware.</p>	<p>Four incubation drawers of 60 cells giving a total capacity of 240 cells. Each drawer has an independent shaking mechanism, enabling static or shaken cultures within the same system.</p>	<p>A control and incubation module in a single instrument. Each module has a total incubation capacity of 120 cells (2 drawers) but can also connect to up to 3 Incubation/Modules.</p>
 <p>Width: 14 inches (35.6 cm)</p> <p>Height: 36 inches (91.4 cm)</p> <p>Depth: 24.3 inches (61.7 cm)</p> <p>Weight 91 lbs (41 Kg)</p>	 <p>Width: 19.5 inches (49.6 cm)</p> <p>Height: 36 inches (91.4 cm)</p> <p>Depth: 24.3 inches (61.7 cm)</p> <p>Unloaded Weight 262 lbs (119 Kg)</p> <p>Loaded Weight 295 lbs (133 Kg)</p>	 <p>Width: 19.5 inches (49.6 cm)</p> <p>Height: 30.8 inches (78.1 cm)</p> <p>Depth: 24.5 inches (62.2 cm)</p> <p>Unloaded Weight 200 lbs (90.7 Kg)</p> <p>Loaded Weight 210 lbs (95 Kg)</p>



WE ARE FOR LEVERAGING LAB EXPERTISE

Innovation in microbiology must never stop – because **your laboratory challenges never stop**. For more than 55 years, bioMérieux has shared your commitment to continually strengthen laboratory impact on patient therapy.

BACT/ALERT® 3D is part of our integrated blood culture offer. Together with our ID & AST* solutions, they meet your needs **from the most routine to the truly challenging**. Our solutions let you leverage your expertise to deliver test results that impact timely, appropriate therapy.

*Includes VITEK® MS (ID), VITEK® 2 (ID & AST), BACT/ALERT® VIRTUO and BACT/ALERT® 3D (Blood Culture)

REFERENCES: 1. Lovren D, Katzin B, Johnson K, et al. **Antimicrobial binding and growth kinetics in BACT/ALERT FA PLUS and BACTEC Aerobic/F Plus blood culture bottles.** *Eur J Clin Microbiol Infect Dis.* 2016;35(12):2033-2036. 2. Beaudoin MC, Gervais P, Ruest A, et al. **Comparative evaluation of BACT/ALERT Standard, BACT/ALERT PLUS, BACTEC FX, and VersaTREK blood culture systems with simulated adult and pediatric bacteremia conditions.** Poster presented at 25th ECCMID: April 2015; Copenhagen, Denmark. Poster EP056. 3. Akan OA, Yildiz E. **Comparison of the effect of delayed entry into 2 different blood culture systems (BACTEC 9240 and Bact/ALERT 3D) on culture positivity.** *Diagn Microbiol Infect Dis.* 2006;54(3):193-196. 4. Ziegler R, Johnscher I, Martus P, Lenhardt D, Just HM. **Controlled clinical laboratory comparison of two supplemented aerobic and anaerobic media used in automated blood culture systems to detect bloodstream infections.** *J Clin Microbiol.* 1998;36(3):657-661.