



BIOMÉRIEUX OFFERS A COMPREHENSIVE SOLUTION FOR VETERINARY LABORATORIES

Put diagnostics first to drive informed therapy decisions




bioMérieux, your partner to maximize your lab efficiency and improve veterinary diagnostics

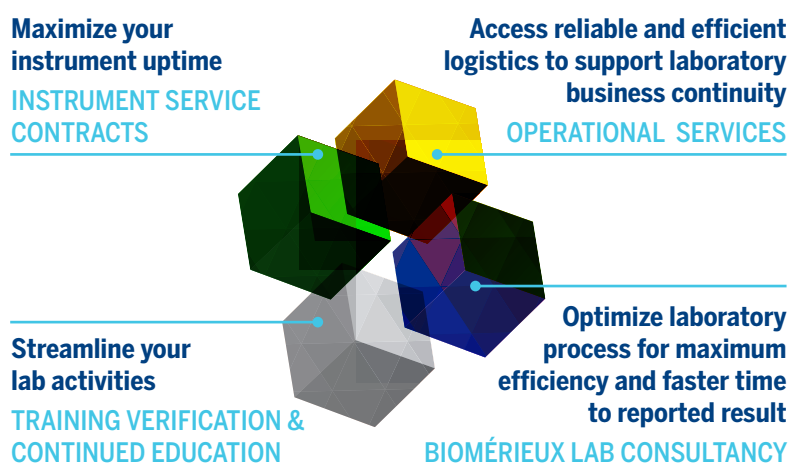
VITEK® MS PRIME

SUPERIOR WORKFLOW. PRIME RESULTS. ANIMAL HEALTH.

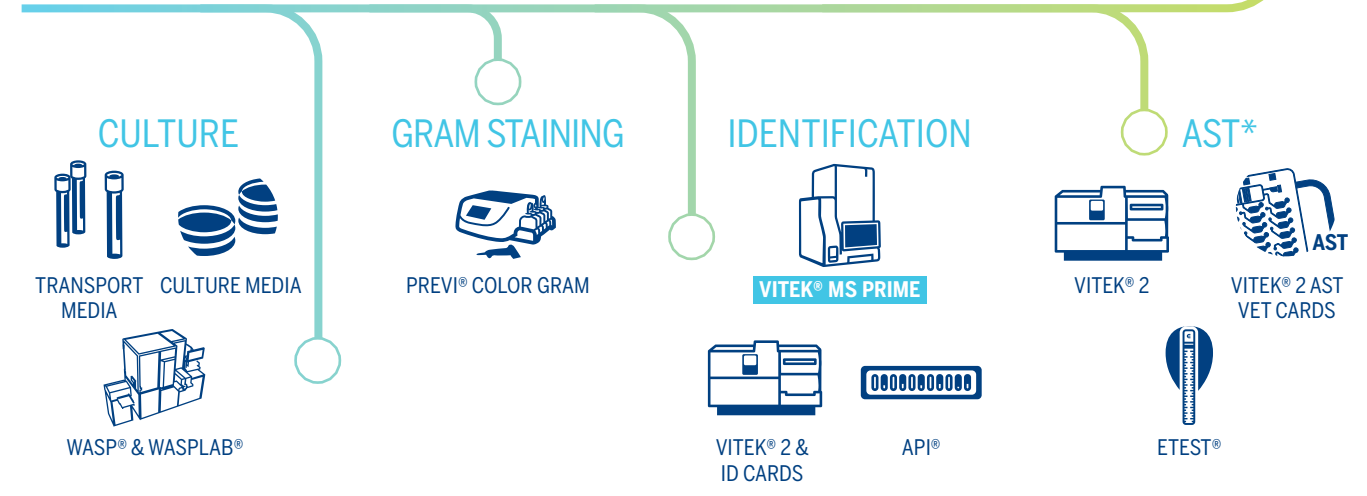
INSTRUMENT SPECIFICATIONS



SERVICES



BIOMÉRIEUX'S VETERINARY MICROBIOLOGY SOLUTION



*AST = Antimicrobial Susceptibility Testing
Please consult your local bioMérieux representative for product availability in your country



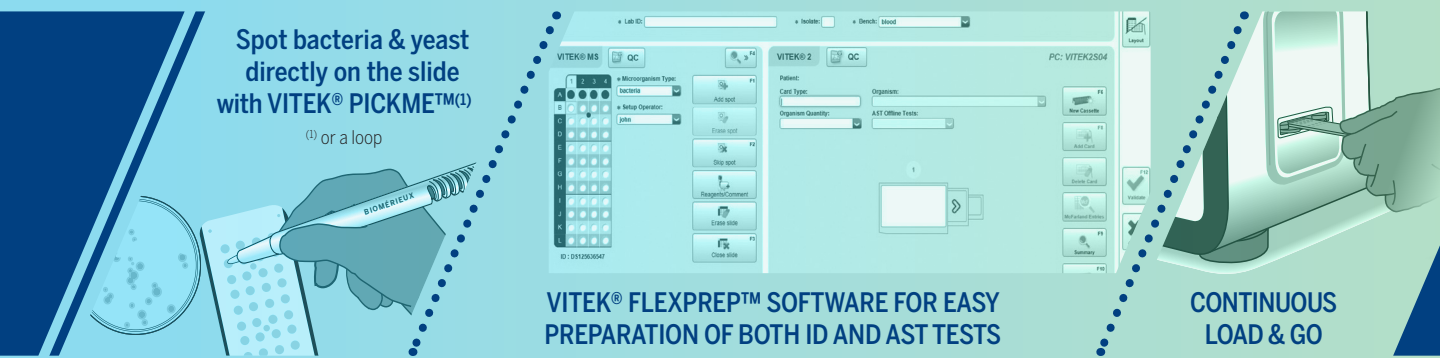
VITEK® MS PRIME

HOW CAN YOU TAKE YOUR MASS SPECTROMETRY TO THE NEXT LEVEL?

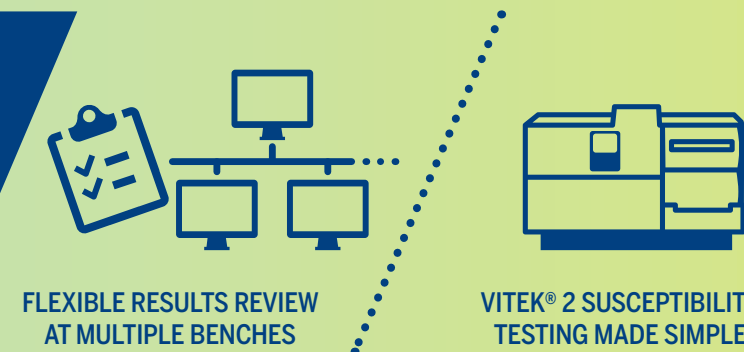
Built on a solid foundation of microbiology expertise, VITEK® MS PRIME is a true evolution of the revolutionary **MALDI-TOF** (Matrix Assisted Laser Desorption Ionization-Time of Flight) technology for microbial identification. Enhance your productivity for faster time to reported results.

DESIGNED FOR ULTRA-EFFICIENT ROUTINE WORKFLOW

Optimize your daily processes and save time



Deliver faster identification results to help support earlier optimized antimicrobial therapy



INNOVATIVE FEATURES, PRIME BENEFITS

Greater efficiency built on the foundation you know and trust for fast ID

Increased productivity, faster time to reported result

Automated, continuous load & go

- Load up to 16 slides without impact on samples currently processing
- Provide end-to-end sample traceability with automatic barcode scanning
- Unload slides individually or by batch on demand

Urgent slide prioritization

- Prioritize critical samples in one click
- Analysis automatically resumes after critical slide completion

Maximum uptime and reliability for timely results

Automated fine-tuning

- Increase uptime by initiating automated fine-tuning when the instrument is not in use
- Hands-free maintenance to free up technician time

All-new inside

- Lifetime laser (5), innovative ion optics and new linear detector increase instrument uptime for greater lab productivity

Adapted to the lab environment

Benchtop system

- Easy integration into your lab
- Save space with an on-board, adjustable PC

Robust and Evolving Database

Get high-confidence identifications with simple results interpretation

- An average of 12 strains per species to represent microbial variability
- Single choice results(2) with differentiation between closely related species
- Database regularly updated with emerging species and taxonomy changes
- Our easily accessed RUO database is designed to report species of veterinary interest

(2) For most samples

Superior Workflow Efficiency(3)

Experience smart, time-saving innovations for faster time to results

- Automated continuous Load & Go
- Urgent slide prioritization for critical samples
- Fast, easy protocols including on-slide sample preparation for bacteria and yeast

(3) As compared with VITEK® MS

Fully Integrated ID and AST(4) Solution

Impact veterinary decision care by reporting relevant information more rapidly

- Seamless connectivity between ID and VITEK® 2 AST
- Designed by microbiologists for microbiologists

(4) AST = Antimicrobial Susceptibility Testing

Committed Partner

Count on our support and expertise to maximize your lab efficiency

- By your side from installation and integration to daily operations
- Expert lab consultancy to optimize adoption and processes
- Microbiology expertise with 60 years of experience

(5) Up to 100 billion shots